

SPECIFICATION FOR APPROVAL/CHARGER

CUSTOMER: _____

DESCRIPTION: Input:100~240V AC 50/60Hz

Output:21VDC 2A

OUR MODEL NO: YS50-42210

DATE: 2013. 02. 18

SAMPLE COLOR: *Black* *White*

APPROVAL SIGNATURE		
APPROVED BY	CHECKED BY	TESTED BY

Manufacturer		
SALES	APPROVED BY	DESIGNED BY

Rev. List			
A00	2011-12-07	New Rev.	A00

Table of contents

1、DESCRIPTION.....3

2、INPUT CHARACTERISTICS.....3

3、OUTPUT CHARACTERISTICS.....3-4

4、PROTECTION FUNCTION.....4

5、ENVIRONMENTAL REQUIREMET.....4

6、SAFETY AND EMC REQUIREMENT.....4

7、MECHANICAL REQUIREMENT.....4

8、CONNECTING LINE DIMENSION.....5

9、LABEL.....6

10、PACKING.....7



1、SCOPE:

This product for the Switching Power Charger , the product operational factors is the constant current model.

2、INPUT CHARACTERISTICS:

2.1 Input Voltage:

Rated Voltage:100~240Vac

2.2 Input Frequency:

Rated Frequency: 50/60Hz.

2.3 Input Current:

1.1Amps max At any input voltage and rated, DC output rated load.

2.4 Inrush Current:

50 Amps Max. Cold start at 240Vac input, with rated load and 25°C ambient.

2.5 Ac Leakage Current:

0.25mAMax. At 264Vac input

3、OUTPUT CHARACTERISTICS:

3.1 RANGE FOR OUTPUT VOLTAGE & CURRENT

Output	Minimun	Normal	Maximun
Vout@0mA	20.75Vdc	21Vdc	21.25Vdc
Vout@2000mA	20Vdc	21Vdc	21.25Vdc
Constant Current Range for lout	1850mA	2000mA	2200mA

3.2 LED indicate

NO.	Item	Requirement	LED indicate	
			Red	Green
1	Battery pack absent	No Battery Pack on the charger	OFF	ON
2	Battery pack Charging	200±50mA--2000±200mA	ON	OFF
3	BAT.Fulled charged	The Battery Voltang Reached To 21±0.25V and the charging current less than about 200±50mA	OFF	ON

3.3 Turn on delay time:

3Second Max.at 100Vac input and output Max load.

3.4 Ripple and Noise:

Under nominal voltage and nominal load, the ripple and noise are as follows when measure with Max. Bandwidth of 20MHz and Parallel 47uF/0.1uF, crossed connected at testing point.

Voltage Ripple and Noise(Max.)

+21Vdc

<250mVp-p

3.5 Rise time:

40 MS Max. at 100Vac input and output Max load..

3.6 Hold up time:

5 MS Min. at 100Vac input and output Max. Load.

3.7 Efficiency:

85% Min. at 115Vac input and output Max. Load.

85% Min. at 230Vac input and output Max. Load.

4、PROTECTION FUNCTION:

4.1 Short circuit protection:

The power supply will be auto recovered when short circuit faults remove.

4.2 Over current Protectio:

The power supply will be auto recovered when over current faults remove.

5、ENVIRONMENTAL REQUIREMET:

5.1 Operating Temperature:

0°C to 50°C, Full load, Normal operation.

5.2 Storage Temperature:-10°C to 80°C

5.3 Relative Humidity:

5%(0°C)~90%(40°C)RH, 72Hrs, Full load, Normal operating

6、SAFETY AND EMI REQUIREMENT:

6.1 The power supply is designed for indoor use to meet the following safety regulations:

	ITEM	Country	Standard
<input type="checkbox"/>	UL	USA	UL1310
<input checked="" type="checkbox"/>	CE	EUROPE	EN60950
<input type="checkbox"/>	GS	GERMANY	EN60950
<input type="checkbox"/>	BS	ENGLAND	EN60950
<input type="checkbox"/>	C-Tick	AUSTRALIA	AS/NZS60950
<input type="checkbox"/>	CB	UNIVERSAL	IEC60950

6.2 DIELECTRIC STRENGTH Hi-Pot:

Primary to secondary, 3000Vac/5mA/60s.

Primary to Case, 3000Vac/5mA/60s.

6.3 EMI STANDARD

Meets the Limits of

<1>. EN55022 class B rules

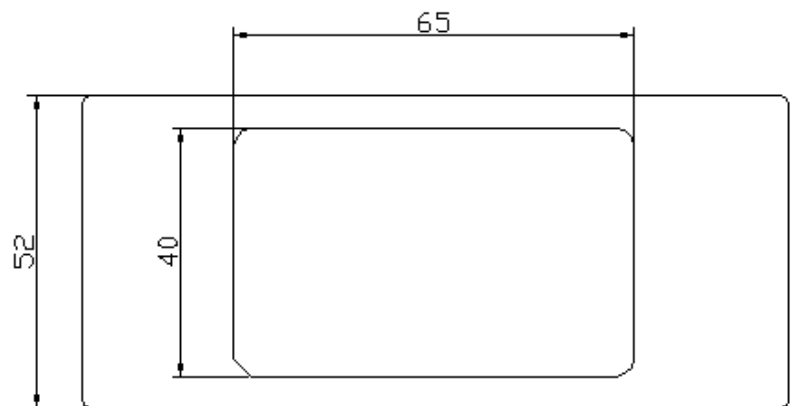
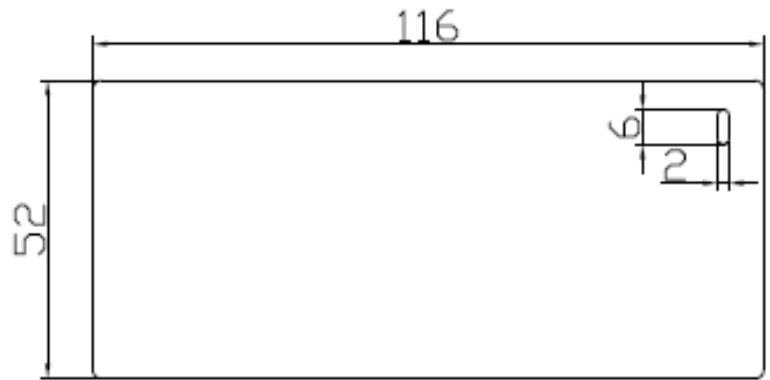
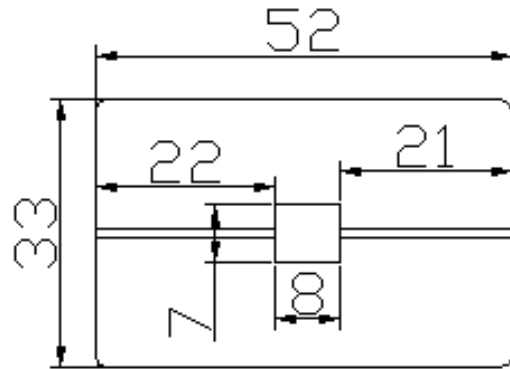
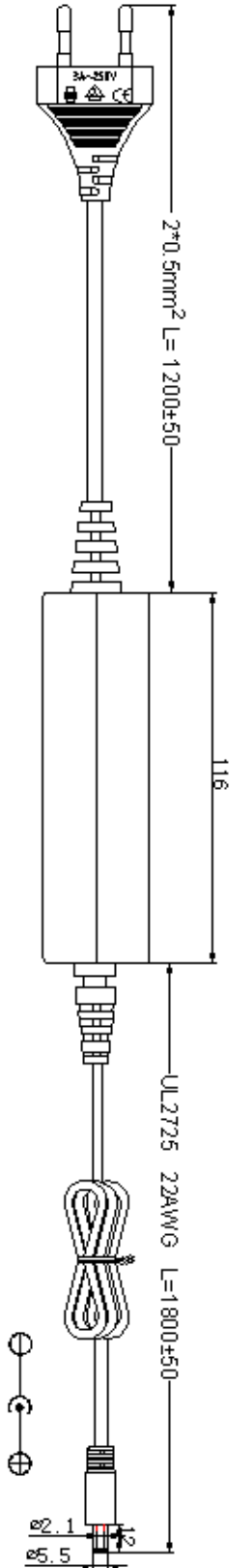
7、MECHANICAL REQUIREMENT:

7.1 Enclosure: The power supply size: L116x W52 x H33mm;

8、CONNECTING LINE DIMENSION:

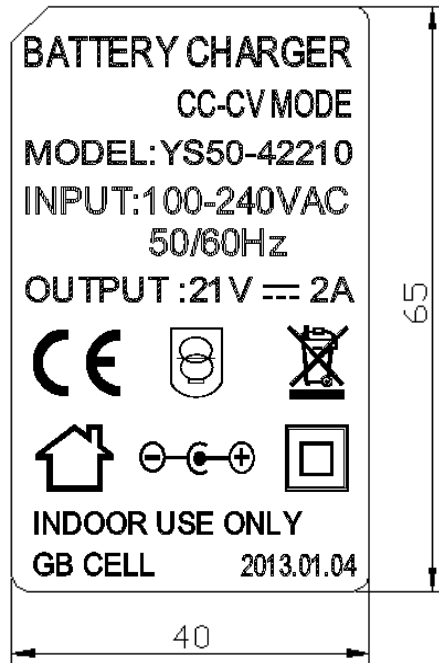
CONNECTING LINE TYPE

AC Input	VDE	
DC Output	UL2725 22/2C	color : 1.8m 5.5*2.1*12

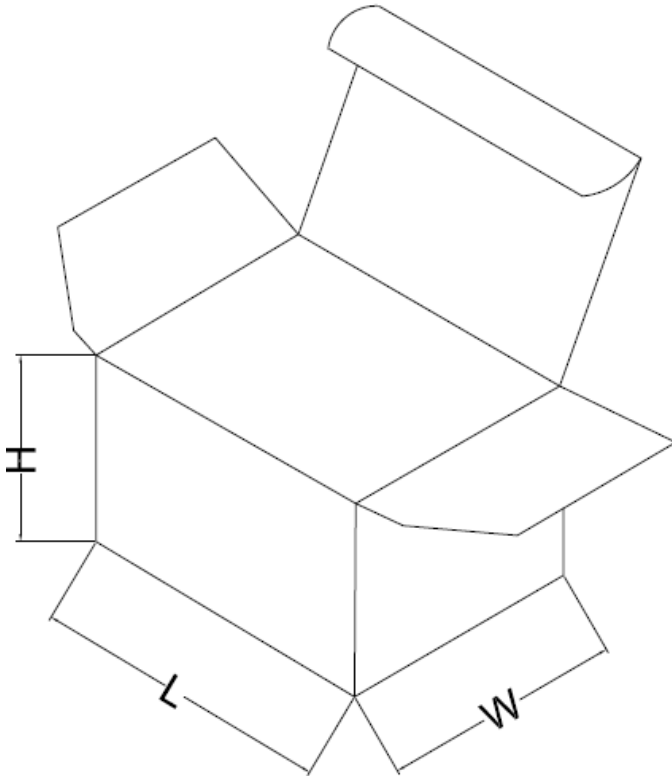


9、 LABEL:

Unit:mm



10、PACKING:

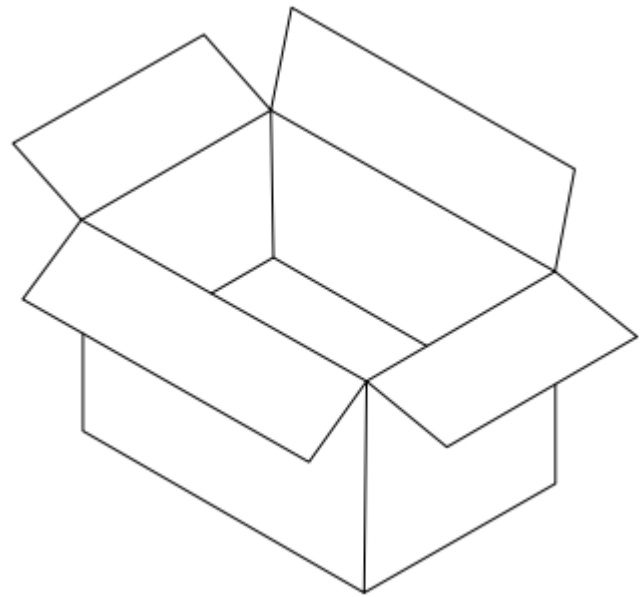


2 inner box:

Length:140mm

Width:90mm

Height:75mm



Packing request:

Packaging

Outside box:400L*300W*200H

Quantity:20PCS/CTN

Remarks:

1. Firstly, put the product into PE bag according to the picture “A/B”.
2. After finishing the first step, then put the product into white box according to the picture “C”.
3. Then put the product into outer carton.
4. When packing finished, then seals the carton and labels the mark.
5. Through the QA inspection, the products can be shipped