

Specification for Lithium-ion Rechargeable Cell

Cell Type: 413450AJ

Document No	R&D-D- 413450AJ	Effective date	2008-3-13
Edition	01	Pages	11
Approved	Checked		Designed

Contents

1. Preface
2. Description
3. Specification
4. Dimensions of 413450AJ
5. Construction
6. Test Conditions
 - 6.1 Standard Test Conditions
 - 6.2 Standard Charge Method
 - 6.3 Quick Charge Method
7. Electrical Characteristics
8. Environment Characteristic
9. Safety Test
10. Shipment
11. Warranty
12. Precautions and Safety Instructions
 - 12.1 Standard cell Precaution
 - 12.2 Cell Operation Instruction
 - 12.2.1 Charging
 - 12.2.2 Discharging
 - 12.2.3 Storage Recommendation
13. Consultation
14. Requirement for Safety Assurance
15. The restriction of the use of hazardous substances

1. Preface

This Product Specification describes the technique requirements, test procedure and precaution notes of prismatic type Lithium-ion Rechargeable cell to be supplied to customer by GB CELL

2. Description

2.1 Product : Lithium-ion Rechargeable cell

2.2 Model (Type) : 413450AJ

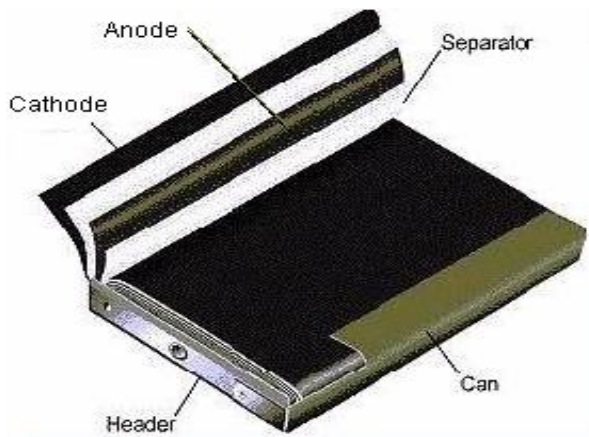
3. Specification

Item	Specification	Remark
3.1 Rated Capacity	750mAh	0.2C ₅ rate, 3.0V cut-off
3.2 Internal Impedance	≤60 mΩ	AC
3.3 Nominal Voltage	3.7 V	From 4.20 V to 3.00V
3.4 Charging Current (Std.)	0.2C ₅	0 ~ 45°C
3.5 Charging Voltage	4.2±0.04V	
3.6 End-of-charge Current	0.02C ₅	At CV mode
3.7 Discharge Cut-off Voltage	3.0 V	
3.8 Charging Time (Std.)	≤8.0 hours	
3.9 Cell Weight	Approx 17.1g	

4. Dimensions (unit : mm)

For details, please refer to annex A.

5. Construction



A cell is made of cathode, anode, separator, can and header.

6. Test Conditions

6.1 Standard Test Conditions

Unless otherwise specified, all tests stated in this Product Specification are conducted at temperature $20^{\circ}\text{C} \pm 5^{\circ}\text{C}$ and humidity $65\% \pm 20\%$ RH.

6.2 Standard Charge Method

The "Standard Charge" means charging the Cell at a constant current of $0.2C_5A$ until the voltage is 4.2V, then charged at a constant voltage of 4.2V until its current is less than $0.02C_5A$.

6.3 Quick Charge Method

The "Quick Charge" means charging the Cell at a constant current of $1C_5A$ (note: if the capacity is not less than 1200mAh, the charge current is $0.5C_5A$) until the voltage is 4.2V, then charged at a constant voltage of 4.2V until its current is less than $0.02C_5A$.

7. Electrical Characteristics

Test Item	Test Method	Criteria
7.1 Discharge Performance (0.2C ₅ A)	A cell is charged in accordance with 6.2 or 6.3, and then stored in an ambient temperature of 20°C±5°C for 0.5h~1h, finally discharged to cut-off voltage at a constant current of 0.2C ₅ A.	the discharging time is not less than 5h.
7.2 Discharge Performance (1C ₅ A)	A cell is charged in accordance with 6.2 or 6.3, and then stored in an ambient temperature of 20°C±5°C for 0.5h~1h, finally discharged to cut-off voltage at a constant current of 1C ₅ A	the discharging time is not less than 54min.
7.3 High Temperature Performance	A cell is charged in accordance with 6.2 or 6.3, and stored in an ambient temperature of 55°C±2°C for 2h, then discharged to cut-off voltage at a constant current of 1C ₅ A. After that, fetch out the cell and place it in the ambient temperature of 20°C±5°C for 2h, then check its appearance.	1.the discharging time is not less than 51min;2.no distortion,no rupture.
7.4 Low Temperature Performance	A cell is charged in accordance with 6.2 or 6.3, and stored in an ambient temperature of -20°C±2°C for 16h~24h, then discharged to cut-off voltage at a constant current of 0.2C ₅ A. After that, fetch out the cell and place it in the ambient temperature of 20°C±5°C for 2h, then check its appearance.	1.the discharging time is not less than 3h;2.no distortion,no rupture.
7.5 Charge(Capacity) Retention	A cell is charged in accordance with 6.2 or 6.3, and stored in an ambient temperature of 20°C±5°C for 28d, then discharged to cut-off voltage at a constant current of 0.2C ₅ A.	Retention:85%C ₅ Ah 容量保

GB CELL

7.6 Cycle Life	A cell is charged in accordance with 6.3, and stored for 0.5h ~1h, then discharged to the end-off voltage with the current of $1C_5A$ (note: if the capacity is not less than 1200mAh, the discharge current is $0.5C_5A$), after that, stored 0.5h~1h prior to next charge-discharge cycle. The cell shall be continuously charged and discharged for 300 times.	capacity retention $\geq 80\%$
----------------	--	--------------------------------

8. Environment Characteristic

Test Item	Test Method	Criteria
8.1 Constant Temperature and Humidity	A cell is charged in accordance with 6.2 or 6.3, and stored in an ambient temperature of $40\pm 2^{\circ}C$ (90~95%RH) for 48h, then placed in room temperature for 2h. After that, check its appearance prior to being discharged to cut-off voltage at a constant current of $1C_5A$.	1. no distortion, no rust, no fume, no explosion; 2. the discharging time is not less than 36min.
8.2 Vibration Test	A cell is charged in accordance with 6.2 or 6.3, then installed onto the vibration desk with clamps. Equipment parameters of frequency and amplitude are as follows (the frequency is to be varied at the rate of 1oct/min between 10 and 55 hertz, and repeat vibration for 30min. The cell is to be tested in three mutually perpendicular directions): frequency: 10Hz~30Hz amplitude: 0.38mm frequency: 30Hz~55Hz amplitude: 0.19mm	1. no scratch, no leakage, no fume, no explosion; 2. the voltage is min 3.6V.
8.3 Shock Test	A cell is tested in accordance with 8.2, then secured to the testing machine by means of rigid mount which supports all mounting surfaces of the cell. Each cell shall be subjected to a total of three shocks of equal magnitude. The shocks are to be applied in each of three mutually perpendicular directions. The acceleration and impulse time are as follows: acceleration of impulse peak value: $100m/s^2$, shock frequency: 40~80times/min, impulse lasting time: 16min, shock times: 1000 ± 10	1. no scratch, no leakage, no fume, no explosion; 2. the voltage is min 3.6V.

GB CELL

8.4 Drop test	A cell is charged in accordance with 8.3, then dropped from a height of 1000mm to a wooden board(18-20mm thick) which is placed on the concrete ground. Cells shall be dropped in each of three mutually perpendicular directions. Total drop times are 6. After that, the cell is discharged to cut-off voltage at CC of $1C_5A$, then repeat charge & discharge at a current of $1C_5A$ until the discharge time is not less than 51min, the cycle times should be not more than 3.	no leakage, no fume, no explosion.
---------------	--	------------------------------------

9. Safety Test

All below tests are carried out on the equipments with forced ventilation and explosion-proof device. Before test, all cells are charged in accordance with 6.2 or 6.3, and stored 24h prior to testing.

Test Item	Test Method	Criteria
9.1 Impact Test	A cell is to be placed on the impact flat. A 10 kg weight is to be dropped from a height of 1m onto the cell, the distortion is allowed.	no fire, no explosion
9.2 Heating Test	A cell is to be heated in a circulating air oven. The temperature of the oven is to be raised at a rate of $5^{\circ}\text{C}\pm 2^{\circ}\text{C}$ per minute to a temperature of $130^{\circ}\text{C}\pm 2^{\circ}\text{C}$ and remain for 30min at that temperature before the test is discontinued.	no fire, no explosion
9.3 overcharge test ($3C/4.6V$)	A cell is to be subjected to CC/CV power by connecting its positive & negative terminal, then set the current as $3C_5A$, the voltage as 4.6V, after that, Charge the cell up to 4.6V at CC of $3C_5A$ and last 2h at the voltage of 4.6V.	no fire, no explosion
9.4 Short-circuit test	A Cell is to be short-circuited by connecting the positive and negative terminals of the cell with copper wire having a maximum resistance load of $50\text{m}\Omega$. Monitor its temperature while testing, the cell is to be discharged until the cell case temperature has returned to be 10°C less than peak temperature.	no fire, no explosion

10. Shipment

The Cell shall be shipped in voltage range of 3.80 ~ 4.00 V or in accordance with customers' requirement. The remaining capacity before charging shall be changed depending on the storage time and conditions.

11. Warranty

The Warranty period of cell is made according to business contract, However, even though the problem occurs within this period, GB CELL won't replace a new cell for free as long as the problem is not due to the failure of GB CELL manufacturing process or is due to customer's abuse or misuse.

- > GB CELL will not be responsible for trouble occurred by handling outside of the precautions in instructions.
- > GB CELL will not be responsible for trouble occurred by matching electric circuit, cell pack and charger.
- > GB CELL will be exempt from warranty any defect cells during assembling after acceptance.

12. Precautions and Safety Instructions

Lithium-Ion rechargeable batteries subject to abusive conditions can cause damage to the cell and/or personal injury. Please read and observe the standard cell precautions below before using utilization.

Note 1. The customer is required to contact GB CELL in advance, if and when the customer needs other applications or operating conditions than those described in this document.

Note 2 GB CELL will take no responsibility for any accident when the cell is used under other conditions than those described in this Document.

12.1 Standard cell Precaution

- a. Do not expose the cell to extreme heat or flame.
- b. Do not short circuit, over-charge or over-discharge the cell.
- c. Do not subject the cell to strong mechanical shocks.
- d. Do not immerse the cell in water or sea water, or get it wet..
- e. Do not reverse the polarity of the cell for any reason.

- f. Do not disassemble or modify the cell.
- h. Do not handle or store with metallic like necklaces, coins or hairpins, etc.
- i. Do not use the cell with conspicuous damage or deformation.
- j. Do not connect cell to the plug socket or car-cigarette-plug.
- k. Do not make the direct soldering onto a cell.
- l. Do not touch a leaked cell directly.
- m. Do not use for other equipment.
- n. Do not use Lithium-ion cell in mixture.
- o. Do not use or leave the cell under the blazing sun (or in heated car by sunshine).
- p. Keep cell away from children.
- q. Do not drive a nail into the cell, strike it by hammer or tread it.
- r. Do not give cell impact or fling it.

12.2 cell Operation Instruction

12.2.1. Charging

- a. Charge the cell in a temperature range of 0°C to + 45°C.
- b. Charge the cell at a constant current of 0.5C until 4.20V is attained. Charge rates greater than 1C are NOT recommended. (C : Rated Capacity of cell)
- c. Maintain charge voltage at 4.20V for 3.0 hours (recommended for maximum capacity).

* Use a constant current, constant voltage (CC/CV) lithium-ion (Li+) cell charge controller.

* Do not continue to charge cell over specified time.

12.2.2. Discharging

- a. Recommended cut-off voltage to 3.0V. Recommended max discharge rate is 1C at constant current.

- b. For maximum performance, discharge the cell in a temperature range of -20°C to $+45^{\circ}\text{C}$.

12.2.3. Storage Recommendations

a. Storage Temperature and Humidity

- Storage the cell at temperature of $-20 \sim 45^{\circ}\text{C}$, low humidity and no corrosive gas atmosphere.
- No press on the cell

b. Long Period Storage

- In case of long period storage (more than 3 months), storage the cell at temperature range of $-10 \sim +20^{\circ}\text{C}$, low humidity, no corrosive gas atmosphere.
- No press on the cell

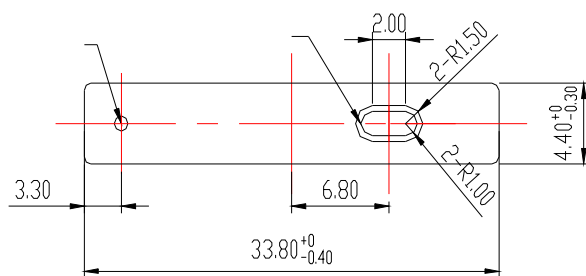
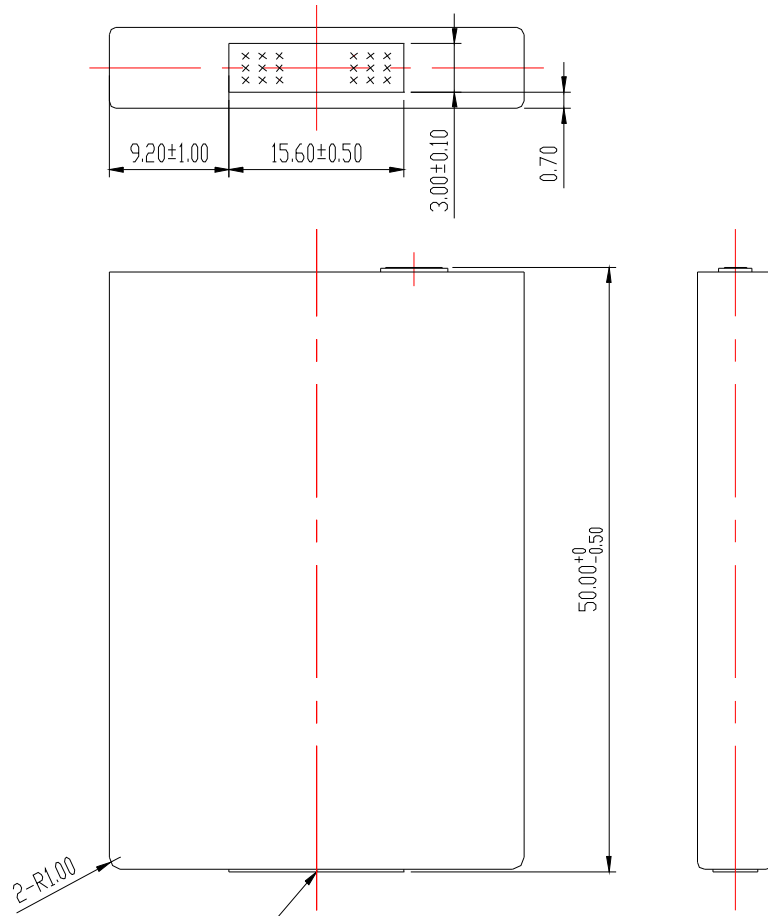
14. Requirement for Safety Assurance

For the sake of safety assurance, please discuss the equipment design, its system and protection circuit of Lithium-ion cell with GB CELL in advance. And consult about the high rate current, rapid charge and special application in the same way.

15. The restriction of the use of hazardous substances

This model of lithium-ion cell is in accordance with our company's request of "environmental substances control standard".

(413450AJ)



mm	2: 1		
----	------	--	--